LIPSHAPECHART.COM

Lip Shape Chart

All 9 shapes drawn at one scale. The line under each shape is the trait that separates it from the others.

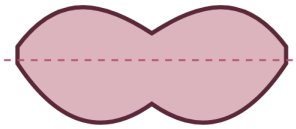

Full Lips

Fullness ratio 0.42 or above

BERRY SATIN

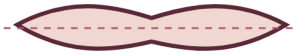

Thin Lips

Fullness ratio 0.28 or below

NUDE GLOSS

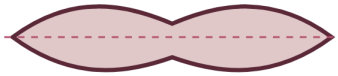

Wide Lips

Corners reach past the inner eye line

MAUVE SHEER

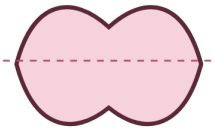

Round Lips

Tall for its width, no sharp angles

PETAL PINK

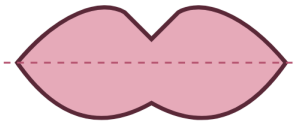

Heart-Shaped Lips

Sharp angle at the centre, not a curve

CLASSIC ROSE RED

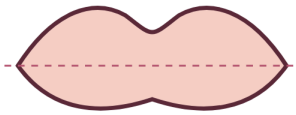

Bow-Shaped Lips

Two clear peaks, both rounded

SOFT CORAL



Top-Heavy Lips

Upper-to-lower ratio above 1.0

DEEP ROSE

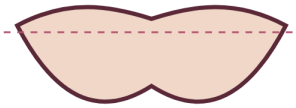

Bottom-Heavy Lips

Upper-to-lower ratio below 0.6

PEACH NUDE

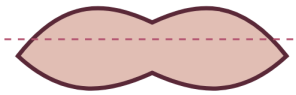

Downturned Lips

Corners point down on a relaxed face

TERRACOTTA ROSE

Free to print and reuse with a link back: lipshapechart.com/lip-shape-chart/

Not sure which shape is yours? The free detector at lipshapechart.com measures it from one photo. Nothing is uploaded.

The 9 Lip Shapes: Traits and How to Tell Them

Every name on the chart is a shortcut for a measurement. This table gives the defining trait of each shape and the check that separates it from the shapes it is most often confused with.

Lip shape	Defining trait	How to tell
Full Lips	Noticeable volume in both lips, with fullness reaching toward the corners.	Fullness ratio 0.42 or above.
Thin Lips	Low visible height of red tissue in both lips, with a soft or flattened colour border.	Fullness ratio 0.28 or below.
Wide Lips	The mouth extends much further horizontally than vertically.	Corners reach past the base of the nose and past the inner eye line.
Round Lips	Height close to width, outward curves on both lips, compact circular outline.	Tall for its width, with no sharp angle anywhere on the outline.
Heart-Shaped Lips	A sharply pointed Cupid's bow above a lower lip that is fullest at its centre and tapers to the corners.	A visible angle at the centre of the upper lip, not a curve.
Bow-Shaped Lips	Two pronounced but rounded peaks on the upper lip, with a wider and flatter lower lip.	Two clear peaks readable from a normal photo, both rounded.
Top-Heavy Lips	The upper lip is visibly taller than the lower lip.	Upper-to-lower ratio above about 1.0.
Bottom-Heavy Lips	The lower lip is clearly taller and fuller than the upper lip.	Upper-to-lower ratio below about 0.6.
Downturned Lips	The corners of the mouth sit below the centre line at rest.	Corners point downward on a relaxed face, checked twice to rule out head tilt.

Free to print and reuse with a link back to lipshapechart.com/lip-shape-chart/. Not sure which shape is yours? The free detector at lipshapechart.com measures it from one photo, on your device. Nothing is uploaded.